

LLVT SERIES Industrial Lighting

LLVT-4FT-100W-MCTP-D

MCTP Multi Color Temperature & Multi Power/Wattage (Selectable)

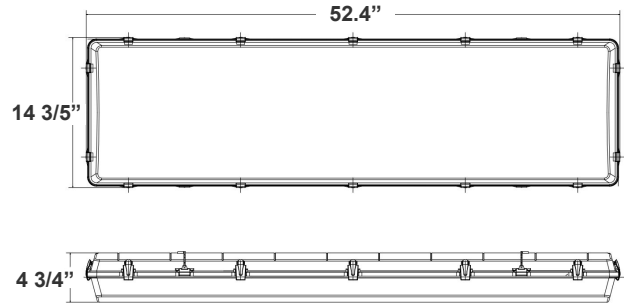


Customer Name: _____

Project Name: _____

Note: _____

Type: _____



52.4"(L) x 14 3/5"(W) x 4 3/4"(H)

Suitable for restaurants, bakeries, food facilities, gyms, pool areas, workshops, garages, canopies, parking garages, cold storage facilities, food processing facilities, farmyards, and other harsh, humid, dusty, and wet environment lighting applications, and any application where NSF certified fixtures or high-end architectural designer grade fixtures are required.

NSF/ANSI 2:2015 Food Equipment: Splash Zone: Equipment surfaces that are subject to splash and food spillage during operation of the equipment other than those in a direct contact food-zone.

Features

- Grey Finish
- 5-Year Warranty
- 50,000 Hours Rated Life
- Lens: Clear Polycarbonate (Opal Lens Available)
- Vandal-Proof Polycarbonate Lens
- MCTP: Multi Color Temperature & Multi Power/Wattage (Selectable)

Technical Specifications

Electrical:

- Voltage: 120-277VAC 50/60Hz
- Wattage: 50W/80W/100W
- Power Factor: >0.98
- Efficacy: 135 LPW

Mechanical:

- Grey Finish
- Housing: Polycarbonate
- NSF Certified: NSF/ANSI 2 - Food Equipment. for Splash Zone and Non Food Zone
- Stainless Steel Clamp
- Vandal-Proof Polycarbonate Lens
- Polycarbonate Construction is Highly Impact Resistant
- UV-stabilized Polycarbonate Diffuser Eliminates Glare
- Diffuser Crystals Enhance Even Light Distribution
- Stainless Steel Clips Evenly Seal the Luminaire
- Operating Temp: -22°F to 110°F
- Suitable for Wet Locations
- IP Rating: IP65

Lighting:

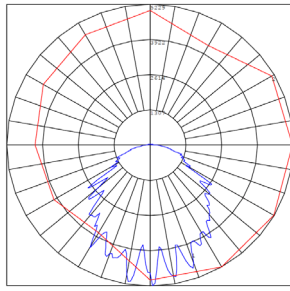
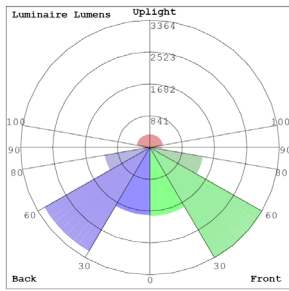
- MCTP: Multi Color Temperature & Multi Power/Wattage (Selectable)
- Dimmable: 0~10V Dimming
- LED SMD type: Edison 2835
- Total Lumens: 13500LM Max.
- Color Temperatures: 3500K/4000K/5000K
- Color Rendering Index: CRI ≥ 80

Applications:

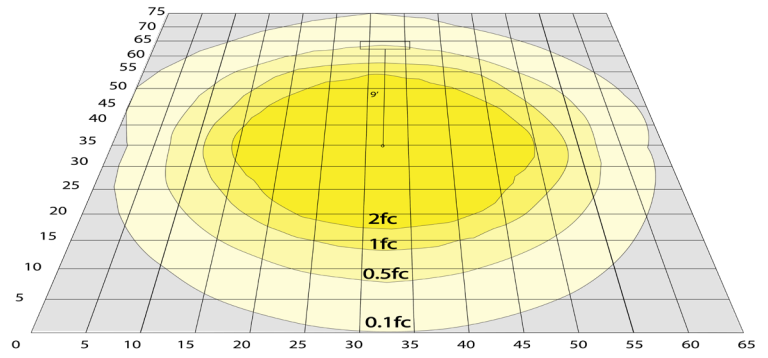
- Ideal for offices, retail stores, showrooms, and residential applications. Uniquely suited for areas where accessing the fixture is challenging
- Suitable for restaurants, bakeries, food facilities, gyms, pool areas, and any application where NSF certified fixtures or high-end architectural designer grade fixtures are required.
- NSF/ANSI 2:2015 Food Equipment: Splash Zone: Equipment surfaces that are subject to splash and food spillage during operation of the equipment other than those in a direct contact food-zone



Photometrics: LLVT-4FT-100W-MCTP-D



BUD Rating: B3-U3-G3




Area 70'x 60' Mounting Height: 9'

Other Views:



Side View



Front View



Back View

Performance Table: LLVT-4FT-100W-MCTP-D

MODEL NO.	Wattage	Voltage	Lumens	Color Temp.	BUG Rating	LPW
LLVT-4FT-100W-MCTP-D	50W	120~277V	6750LM	3500K	B3-U3-G3	135
	80W		10800LM	4000K		
	100W		13500LM	5000K		

Sample Ordering

Model	Size	Wattage	Color Temp.	Feature
LLVT	4FT	100W	MCTP	D

Accessories:

Blank = No Option For Accessories
 LLVT-4FT-RL2T= OPTIONAL REPLACEMENT FROSTED LENS FOR LLVT

Factory-Installed Options:

Blank = No Option For Accessories
 OPT-EM-CM2INT= INTERNAL EMERGENCY BACKUP BATTERY
 OPT-HBC-125TL-WH = NEMA TWIST-LOCK PLUG 8FT, 15A, 125V, WHITE
 OPT-HBC-277TL-WH = NEMA TWIST-LOCK PLUG 8FT, 15A, 277V, WHITE
 OPT-HBC-125SB-WH = STRAIGHT BLADE PLUG 10FT, 15A,125V, 3-CONDUCTOR 18AWG,WHITE
 OPT-SEN-2MDR-36=PROGRAMMABLE MICROWAVE BI-LEVEL SENSOR
 WEC-3RC=OPTIONAL REMOTE CONTROL

SENSOR AND EMERGENCY BATTERY BACK UP OPTIONS:



OPT-HBC-125SB-WH



OPT-HBC-125TL-WH



OPT-EM-CM2INT



OPT-HBC-277TL-WH



OPT-SEN-2MDR-36



WEC-3RC

